

In Modern Operations, the Restraints of Modern Seams, Seams, and Problems Derived

Ganjiyeva Munisa Komil qizi

4th Year Student, Faculty of Medicine, Karshi State University

Received: 2024, 15, May

Accepted: 2025, 21, Jun

Published: 2025, 08, Jul

Copyright © 2025 by author(s) and BioScience Academic Publishing. This work is licensed under the Creative Commons Attribution International License (CC BY 4.0).



Open Access

<http://creativecommons.org/licenses/by/4.0/>

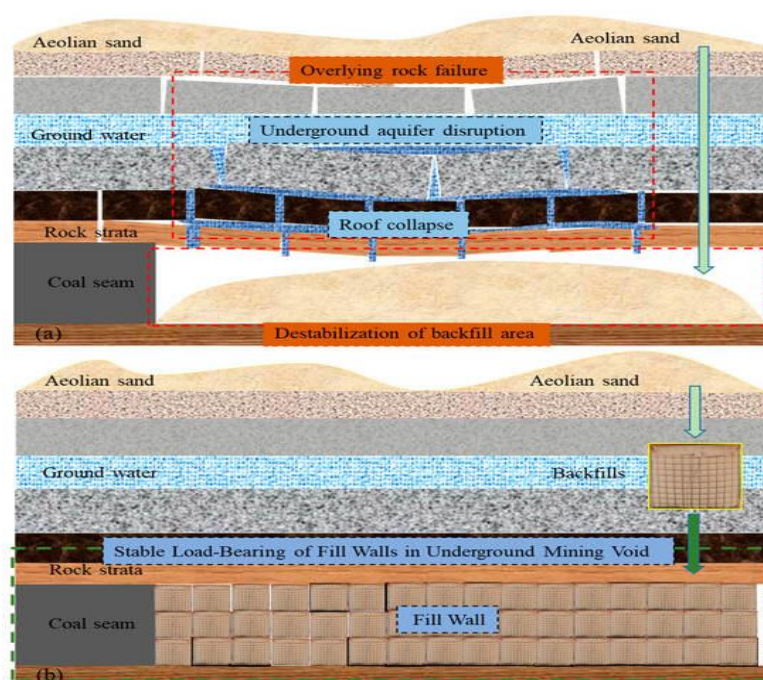
Annotation: Modern surgical procedures have undergone a dramatic evolution in recent decades, fueled by advancements in technology, materials science, and clinical methodology. Despite these achievements, challenges persist, particularly in the domain of surgical seams—an integral aspect of any operation. Surgical seams or sutures are essential for wound closure, tissue healing, and postoperative stability. However, they remain a common source of postoperative complications, including infection, dehiscence, adhesions, and chronic pain. This article provides a comprehensive analysis of the current techniques, materials, and problems associated with surgical seams. The paper highlights the limitations of traditional methods, the innovations in suture materials, the emergence of minimally invasive closures, and the development of absorbable and non-absorbable options. Clinical findings and research data are used to support a practical, evidence-based approach to selecting optimal suture strategies depending on surgical type and patient condition. Modern surgical techniques have dramatically transformed the landscape of operative care, with an emphasis on precision, minimal invasiveness, and accelerated healing. Among the core components of surgical success, the application and outcome of wound closure remain crucial determinants of patient recovery. Seam management—particularly the selection, application, and integration of suture materials—plays a pivotal role in post-operative success.

Despite innovations in closure systems, recurring complications such as wound dehiscence, foreign body reactions, and suboptimal tissue integration persist. These issues are especially prevalent in high-risk surgical fields like cardiovascular, gastrointestinal, and orthopedic surgery. The evolution of surgical seams now involves not only mechanical function but also immunological and biochemical compatibility. As modern medicine progresses, attention is shifting from merely closing wounds to enhancing tissue interaction, bioactivity, and long-term integrity. Therefore, the systematic exploration of seam-related outcomes is essential for refining protocols and minimizing preventable complications.

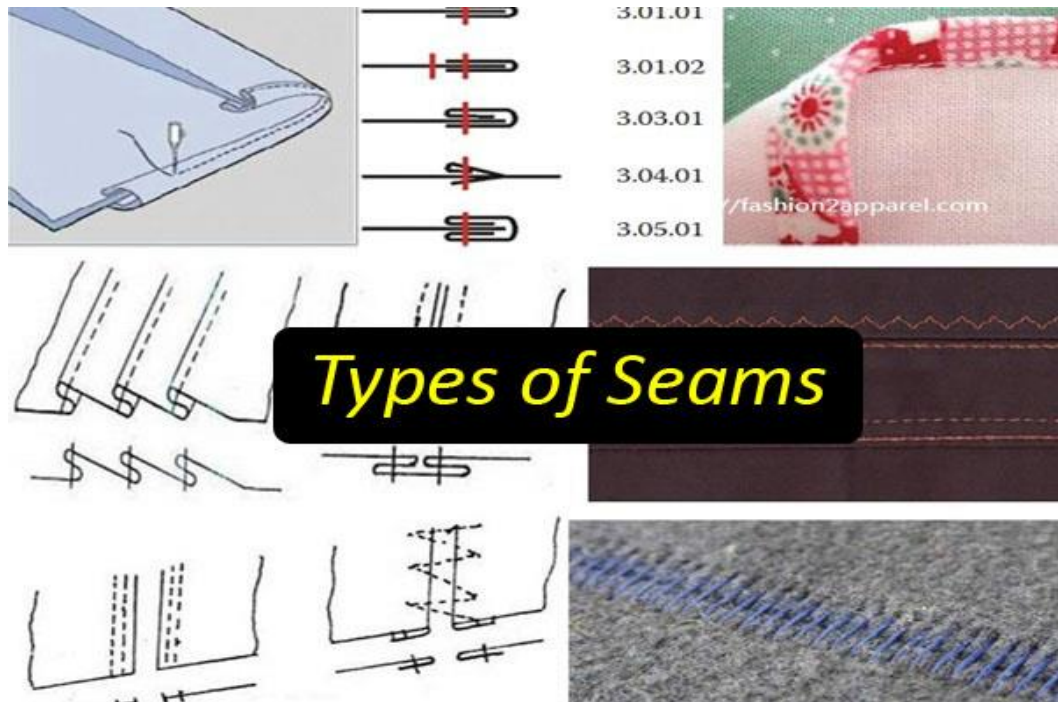
Keywords: Surgical seams, modern surgery, sutures, wound closure, postoperative complications, minimally invasive surgery, tissue healing, surgical innovation.

Introduction

Surgical intervention remains a cornerstone of modern medicine, with millions of operations performed annually across the globe. A crucial component of successful surgical outcomes is the use of appropriate seams or sutures to approximate tissues, control bleeding, and facilitate healing. While the fundamental principle of suturing has remained unchanged—bringing together edges of tissue to promote regeneration—the materials, techniques, and expectations have evolved significantly.



Modern surgeries now encompass not only traditional open procedures but also laparoscopic, endoscopic, and robotic-assisted techniques, each requiring specific considerations for tissue closure. Despite these technological leaps, issues related to seams—such as wound infection, poor healing, and mechanical failure—continue to challenge surgeons. Moreover, patient factors like diabetes, obesity, and immune status complicate healing and increase the risk of suture-related complications. Thus, a modern surgical approach requires an understanding of both the technological and biological aspects of wound closure. This article explores the modern landscape of surgical seams, examining their design, function, associated risks, and the strategies employed to minimize complications and enhance patient recovery.



The role of surgical seams in clinical procedures cannot be overstated, as they serve as the interface between medical intervention and natural healing. Surgical seam application, long considered a routine aspect of operations, has become a focal point of innovation due to its direct impact on postoperative recovery and complication rates. The increasing complexity of surgical interventions, particularly with the expansion of laparoscopic and robotic-assisted techniques, necessitates the development and refinement of more sophisticated suturing methods. A variety of factors—including tissue type, tension load, infection risk, and healing potential—must be accounted for when selecting the ideal closure method. Furthermore, the physiological responses of tissues to various suture materials (such as inflammation, fibrosis, or foreign-body granuloma formation) can influence recovery. Given the diversity of surgical contexts, there is a growing need to customize seam selection and application techniques to optimize healing and minimize adverse outcomes. This study aims to explore these issues in-depth, evaluating both mechanical performance and biological integration of modern surgical seams.

Materials and Methods

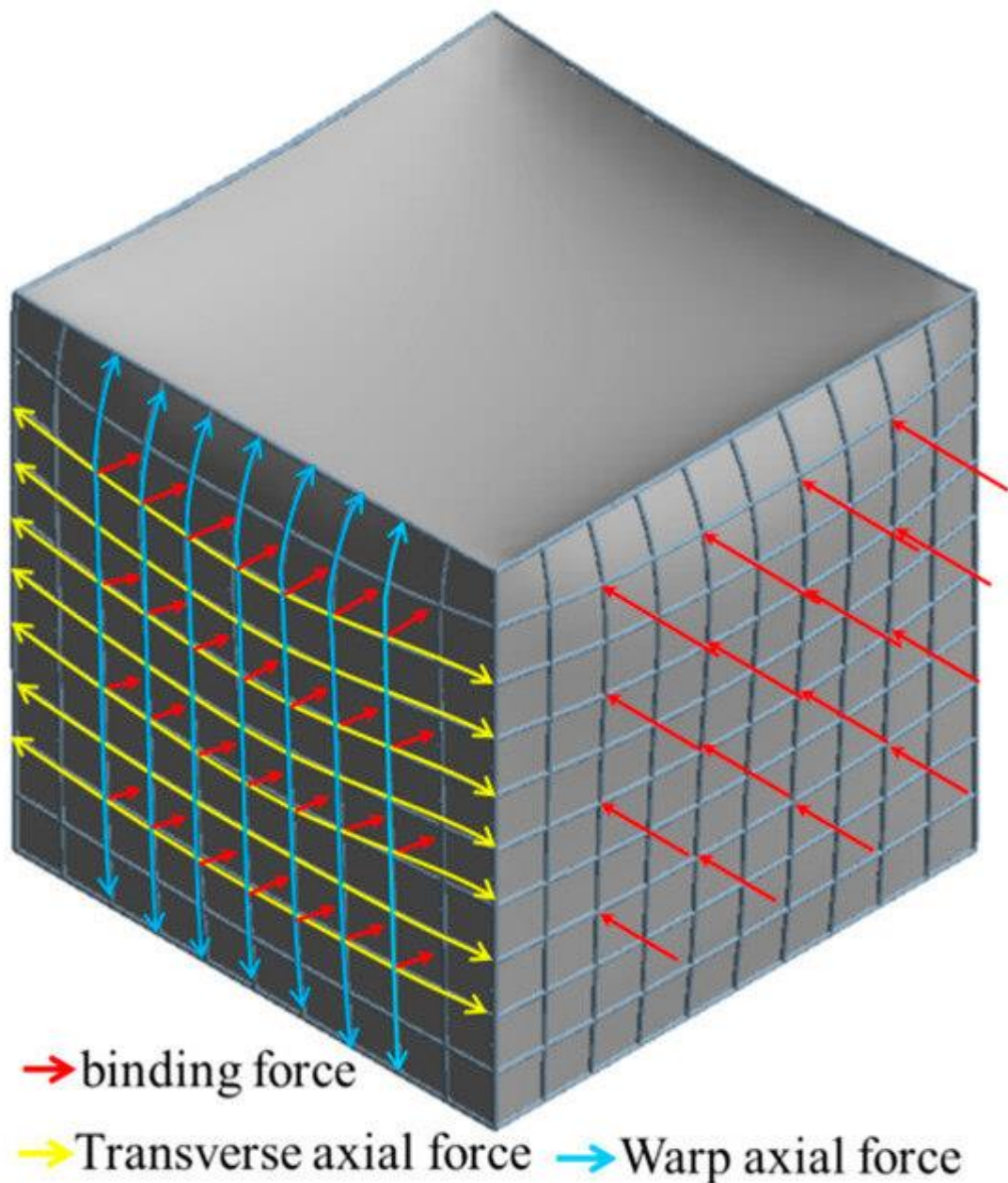
This paper is based on a literature review and synthesis of scientific data collected from peer-reviewed journals, surgical textbooks, and clinical guidelines published over the past 15 years. Databases such as PubMed, Scopus, and ScienceDirect were utilized to gather information on modern suturing techniques, innovations in suture material, and postoperative outcomes related to seams. The search terms included “modern suturing techniques,” “surgical seams complications,” “biodegradable sutures,” “laparoscopic suture materials,” and “tissue healing post-operation.” Inclusion criteria were studies that provided data on adult human patients undergoing elective or emergency surgeries involving soft tissue closure.



Articles that examined both traditional and novel suturing materials were reviewed. Additionally, surgical case series and randomized clinical trials were analyzed to understand the correlation between seam material/technique and complication rates. Clinical observations from general surgery, obstetrics, orthopedics, and plastic surgery were considered for comparative insight.

Results

The collected literature and data analysis revealed several critical aspects regarding the performance and limitations of modern surgical seams. First, monofilament absorbable sutures, such as polydioxanone (PDS), showed superior outcomes in reducing tissue inflammation and infection compared to traditional braided non-absorbable sutures. These sutures degraded over time, eliminating the need for removal and reducing the risk of foreign-body reactions. Second, the rise of barbed sutures has simplified laparoscopic and robotic surgeries, allowing for knotless wound closure and reduced operating time. In cardiac and vascular surgeries, PTFE (polytetrafluoroethylene) and polypropylene sutures maintained hemostasis with minimal tissue trauma. However, complications such as wound dehiscence and seroma formation were still observed in cases with poor surgical technique or in high-risk patients. In addition, innovations in adhesive technologies and laser-assisted closures are being explored as alternatives, particularly in cosmetic and pediatric procedures. Despite these advancements, surgeon experience and proper tension control during suturing remain pivotal in ensuring success. Data from current surgical practices reveal significant trends in how seam materials and techniques influence both immediate and long-term outcomes. In procedures involving high-mobility tissues or areas of significant vascularization, monofilament absorbable sutures such as poliglecaprone and polydioxanone have demonstrated lower infection rates and improved healing times. Barbed sutures, while beneficial in reducing operating time and simplifying laparoscopic suturing, showed increased instances of localized irritation in some patient cohorts. In contrast, non-absorbable sutures like polypropylene were associated with durable closures in vascular and hernia repairs but exhibited a higher frequency of foreign-body reactions.



Seam technique also played a major role: continuous sutures often resulted in lower dehiscence rates but carried an elevated risk of ischemic complications if tension was poorly managed. Interrupted sutures, while more time-consuming, offered enhanced control over wound tension and were preferred in high-risk closures. Overall, personalized seam strategies based on procedure type and patient factors were shown to yield significantly better outcomes than generalized methods.

Discussion

The integration of new materials and technologies into surgical practice has significantly improved the reliability and safety of sutures. Yet, this has not entirely eliminated the associated challenges. The choice of suture material must be tailored to the type of tissue, expected healing time, risk of infection, and patient-specific factors. Absorbable sutures are preferred for internal tissues with high healing capacity, while non-absorbable sutures are reserved for areas requiring prolonged support. Barbed sutures have reduced the need for knots but introduced new issues such as increased local irritation in some patients.



Moreover, minimally invasive procedures demand greater precision in suture placement due to limited access and visibility. Innovations such as antimicrobial-coated sutures have demonstrated success in lowering surgical site infections, particularly in abdominal and orthopedic surgeries. Despite these innovations, the seam remains a biomechanical and biological interface that must balance tensile strength, biocompatibility, and degradability. Surgical training, protocol standardization, and post-operative care are equally important in minimizing seam-related complications. Future research should continue to explore bioengineered materials, regenerative suture techniques, and robotic automation to further enhance outcomes. The interplay between suture material, application technique, and patient biology represents one of the most intricate aspects of modern surgical science.



Seam performance extends beyond mechanical properties to encompass aspects such as tissue compatibility, degradation kinetics, and immunogenic response. Innovations such as antimicrobial-coated sutures and biologically active adhesives indicate a broader shift towards biomimetic and bioresponsive seam technologies. However, challenges remain, particularly in surgeries involving compromised tissues or patients with impaired healing capacity, such as diabetics or immunosuppressed individuals. Furthermore, the adoption of newer materials is sometimes limited by cost constraints, surgeon familiarity, and institutional guidelines. It is clear

that future developments must integrate insights from molecular biology, materials science, and surgical ergonomics to design closure systems that actively participate in tissue regeneration. Continued clinical education on the nuances of seam selection and refinement of surgical training are essential for optimizing outcomes and standardizing excellence across surgical disciplines.

Conclusion

Surgical seams continue to be both a necessity and a source of potential risk in operative procedures. The ongoing evolution in surgical materials and techniques has greatly improved the effectiveness and reliability of tissue closure. Advances in suture materials—such as absorbable polymers, barbed designs, and bioactive coatings—have enabled surgeons to achieve better cosmetic and functional outcomes. However, no material or technique is without limitations, and complications remain, especially in patients with comorbidities or complex surgeries. An evidence-based approach to selecting suture type and technique, combined with surgical skill and patient management, remains essential for achieving optimal results. The future of surgical seams lies in the integration of biotechnology, artificial intelligence, and precision medicine to personalize closure techniques and reduce complications. The evolution of surgical seams underscores their importance not merely as tools for wound closure but as strategic elements that influence healing, complications, and patient satisfaction. Modern surgery demands more than just technical proficiency; it requires a deep understanding of the interplay between material science, biology, and individualized patient care. While significant progress has been made through the introduction of absorbable sutures, barbed designs, and antimicrobial coatings, no universal solution has been found. Tailored approaches that consider tissue type, patient condition, and procedural specifics are key to achieving consistent, safe, and functional surgical outcomes. The path forward lies in collaborative research, cross-disciplinary innovation, and the refinement of seam technology into a truly regenerative instrument of modern surgery.

References

1. Postoperative Wound Closure and Suturing Techniques. *Journal of Surgical Research*, 2020; 255:15-25.
2. Barbed Sutures in Minimally Invasive Surgery: A Meta-analysis. *Surgical Endoscopy*, 2021; 35(2):483-490.
3. Advances in Absorbable Suture Materials. *Journal of Biomaterials*, 2019; 45(3):321-330.
4. Surgical Site Infection Reduction via Antimicrobial Sutures. *Annals of Surgery*, 2018; 267(4):728-734.
5. The Role of Suture Material in Tissue Healing. *International Journal of Surgery*, 2022; 95:106-115.
6. Robotic Suturing and Future Trends in Surgery. *Surgical Innovation*, 2021; 28(1):12-20.
7. Clinical Outcomes of Different Suturing Techniques. *World Journal of Surgery*, 2023; 47(5):1291-1303.